

Stories for Young Learners



Workshop for Sem 6, 2013

Ruth Wickham, BELS Training Fellow,
IPGKDR1

This workshop:

Preparing you for your storytelling assessment task by:

- Revision of effective storytelling techniques.
- Practice of effective storytelling techniques.
- Ideas for teaching stories and storytelling.



I brush my
teeth ...
ch ch ch ch
ch ch ch ch

Sounds around us ...

Sounds around us ...



ellow,

Sounds around us ...



Sounds around us ...



Sounds around us ...



Story-telling, and Story reading



Vickham, BELS Training Fellow,
IPGDRI

A vibrant illustration of a young girl with brown hair in two buns, wearing a yellow long-sleeved shirt and a colorful striped skirt with pink and yellow stripes. She is dancing joyfully with her arms raised and one leg kicked up. A bright yellow spotlight shines down on her from a brown, spotted lampshade hanging from the ceiling. The background is a soft pink color. The title 'I've Got Music!' is written in a playful, pink font across a musical staff with a treble clef.

**I've Got
Music!**

I've
got
music

By Cathy Molitoris
Illustrated by
Sarah McConnell

by Cathy Molitoris
Illustrated by Sarah McConnell





**It's OK
to be
AFRAID**

**BUT DO
IT
ANYWAY!**

Tools of the trade



mime / actions

voice

sound effects

position

facial expressions

props

Know your story well


Sights

Sounds

Smells

Tastes

Textures



Memorize ... only



Mime

A woman in a black dress is performing mime, with her arms raised and one leg kicked up. A man in a dark suit stands next to her, smiling and watching her performance with his arms crossed.

Helps with understanding meaning

Helps with memory of concepts





Helps keep children focussed

Facial Expression



Tell the story with your face!

Ruth Wickham, BELS Training Fellow,
IPGKDRI



**Children
need to
learn
about
emotions,
and how
to deal
with them**

Voice Projection

No need to shout!

But
speak
loudly
enough

And use clear diction



Use Sound Effects



And encourage the children to try copying them.

Words

It doesn't matter if they don't understand all of the words.

Ruth Wickham, BELS Training Fellow,
IPGKDR!



Props:

things you can
use to make
your story
come to life
(even more).

Character Voices, Faces, Placement



Walking

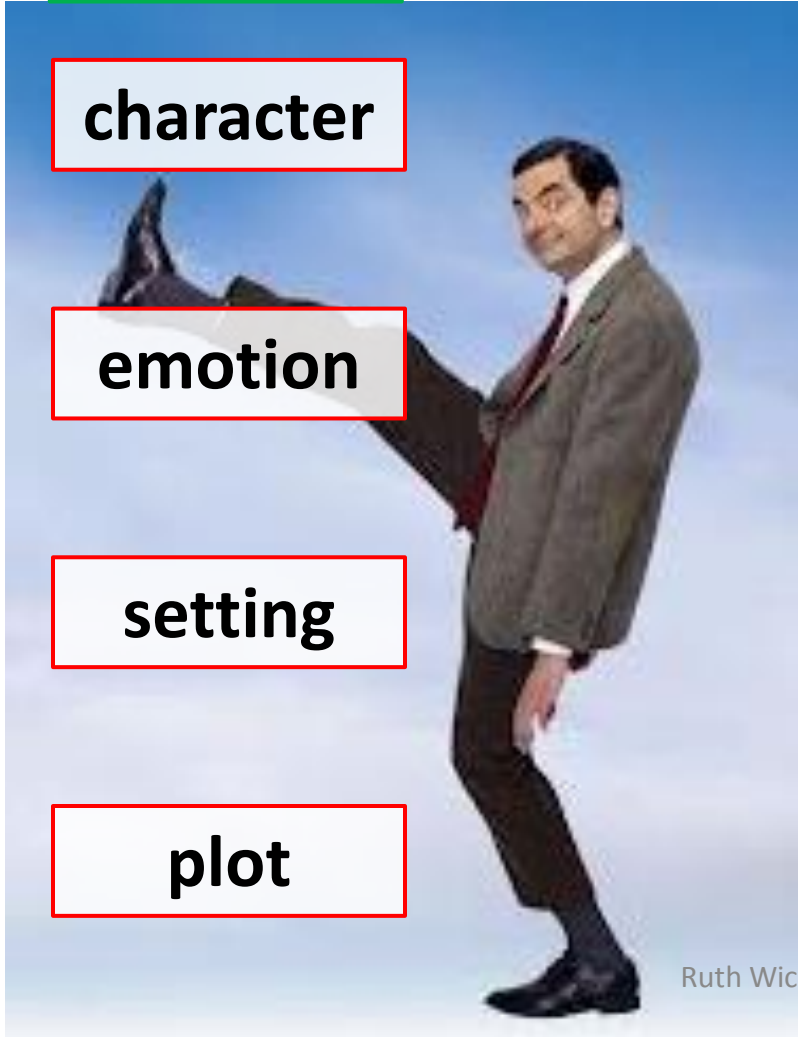
Shows:

character

emotion

setting

plot



Your Turn!

Demonstrate the talking and walking of a character.



Know what your number is.

Stand up quickly.

15

Classroom Management

What if the children won't listen?

What if they get bored because they don't understand?

What if they start fooling around half way through my story? ...



Story Lesson Plan


Young learners in particular need a very active classroom and variety throughout the lesson. Ten minutes is probably the maximum length of time you can expect students of this age to focus their attention before you need to change gears. The following approach is one that works very well:

- **Sing.** Students sing, recite, or read a passage from the story in teams.
- **Listen.** Students listen to the story from beginning to end.
- **Dance.** Students get out of their chairs for some physical activity. Often, this can be acting out the actions from the story, but there are unlimited possibilities.
- **Draw.** Students sit back down and illustrate new vocabulary.

Eye Contact for control!



Get them to join in with the story



Get them to retell stories




Ruth Wickham, BELS Training Fellow,
IPGDRI



Circle Stories

**Get them to
tell their
own stories
too**





Paired Talks

Help them beat their shyness



Art activities



Ruth Wickham, BELS Training Fellow,
IPGKDRI



Play Dough Characters



Ingredients:

2 cups flour

1 cup salt

1 tbsp oil

1 tbsp cream of tartar

Mix together



Ruth Wickham, BELS Training Fellow,
IPGKDRI

Stir until smooth



Ruth Wickham, BELS Training Fellow,
IPGKDRI

Heat (and stir) – beginning to thicken.



Almost done



Ruth Wickham, BELS Training Fellow,
IPGKDRI

Knead the dough



Add drops of colour



Ruth Wickham, BELS Training Fellow,
IPGKDRI

Knead the colour in



Ruth Wickham, BELS Training Fellow,
IPGKDR1

More kneading needed



Ruth Wickham, BELS Training Fellow,
IPGKDR1

Red and blue play dough



Ruth Wickham, BELS Training Fellow,
IPGKDRI

Task: create characters



- Group of 4
- 4 colours
- Make characters for a particular story
- Tell your story to another group